

# CDP SUPPLIER ENGAGEMENT RATING REPORT 2023



## Imperial Brands

<b>Region</b>	Europe
<b>Country/Area</b>	United Kingdom of Great Britain and Northern Ireland
<b>Questionnaire</b>	Food, beverage & tobacco
<b>Activity Group</b>	Tobacco

CDP evaluates organizations engagement with their suppliers on climate change. Purchasing organizations have the potential to incentivize significant environmental changes through engagement with their suppliers. By evaluating supplier engagement and recognizing best practice, CDP aims to accelerate global action on supply chain emissions. This document presents your supplier engagement rating and helps you benchmark against your peers.

### Your SER

### Average performance

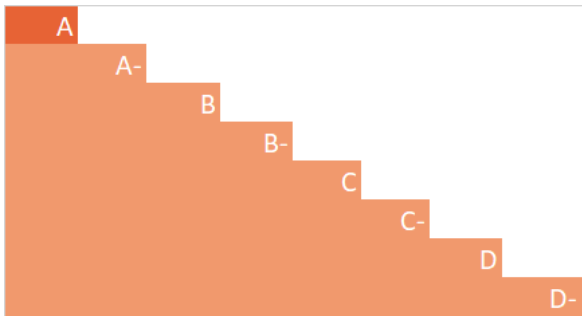


Tobacco

Europe

Global Average

## UNDERSTANDING YOUR SCORE REPORT



Imperial Brands received an A which is in the Leadership band. This is higher than the Europe regional average of B-, and higher than the Tobacco sector average of B.

**Leadership (A/A-):** Implementing current best practices

**Management (B/B-):** Taking coordinated action on supplier engagement issues

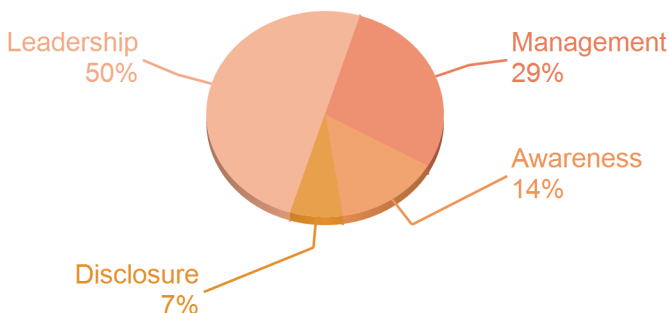
**Awareness (C/C-):** Knowledge of impacts on, and of, supplier engagement issues

**Disclosure (D/D-):** Transparent about supplier engagement issues

## ACTIVITY GROUP PERFORMANCE

### Tobacco

Your company is amongst 50% of companies that reached Leadership level in your Activity Group.



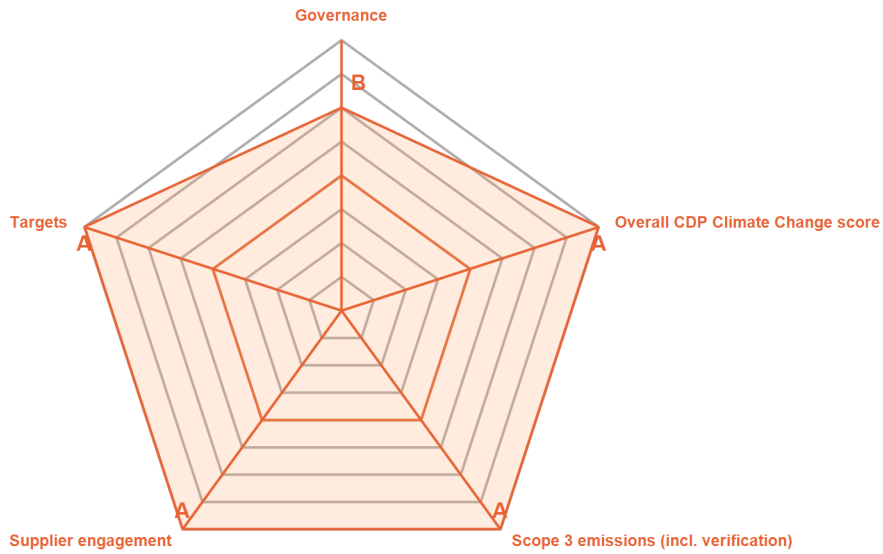
### A sample of A-list companies from your Activity Group:

- Altria Group, Inc.
- British American Tobacco PLC
- Japan Tobacco Inc.
- Philip Morris International

# CDP SUPPLIER ENGAGEMENT RATING REPORT 2023

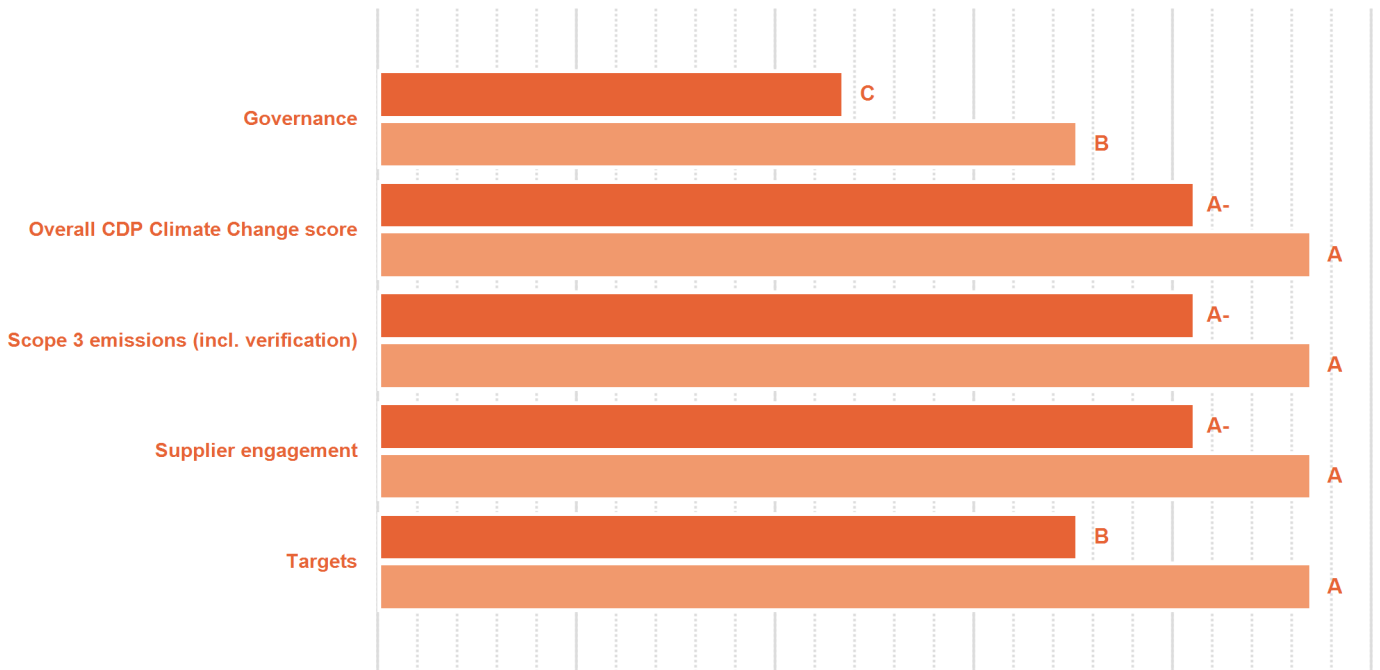


## CATEGORY SCORES



Please download the ['CDP Supplier Engagement Rating Introduction'](#) for more information on the category ratings.

## CATEGORY SCORES BENCHMARKING



Each category rating in the bar chart represents the progression within each rating level. Rating categories are groupings of questions and are subgroups of the 2023 questionnaire. Weightings are applied to ratings to reflect the relative importance of each category to progress supplier engagement on climate change. To find out more about category weightings, please download the ['CDP Supplier Engagement Rating Methodology'](#)